

LED FILAMENT BULB T38 6F

LED DIMMABLE FILAMENT BULB E27 OR E26

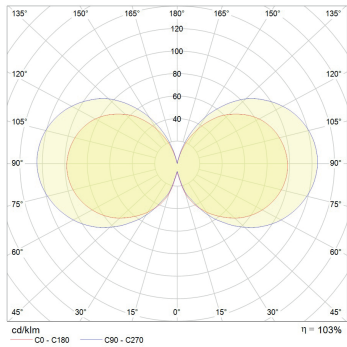


LED BULB SPECIFICATIONS:

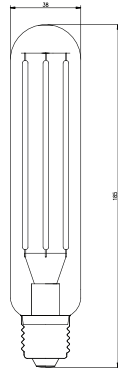
- LED filament technology
- Continuous and low flicker dimming supporting Trailing and leading edge phase cut dimming
- High color rendering index for spectacular light quality over CRI90+
- (Standard) or CRI80+ (on demand)
- Wide color temperature range with standard versions 2700K, 3000K and 4000K and custom made from 2000K up to 6500K (on demand)
- Retrofit design of LED bulb for easy replacement of old style halogen bulbs
- 3 variations of glass surface finish: Opal matt(OD), Frozen matt(FD), Clear (CD)
- Option:
 - E27 220-240 VAC 50/60 Hz
 - E26 110-120 VAC 50/60 Hz
- SDCM 3 for clear glass and SDCM 5 for frozen and opal glass
- Power factor: 0.883*
- THD: 53.26 %*
- Flicker lower than 1 %*

*Measured at 230 VAC 50 Hz

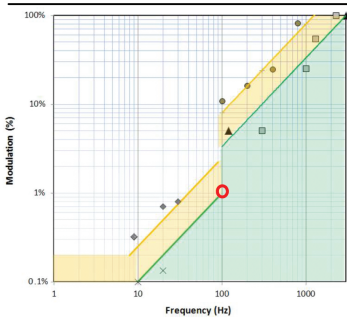
PHOTOMETRIC DATA



SIZE



IEEE PAR1789 FLICKER EVALUATION



Measured Flicker values:*

- Flicker percentage: 1.0 %
- Flicker index: 0.0028
- Flicker frequency: 100 Hz
- PST: 0.035
- SVM: 0.00
- Assist Mp: 0.00

*Measured at 230 VAC 50 Hz

| MODEL* | POWER(W) | LUMENS(lm) | CCT(K) | ANGLE |
|----------------|----------|------------|--------|-------|
| T3827 6FCD 922 | 6 | 356 | 2200 | 360° |
| T3827 6FCD 927 | 6 | 688 | 2700 | 360° |
| T3827 6FCD 930 | 6 | 712 | 3000 | 360° |
| T3827 6FCD 940 | 6 | 720 | 4000 | 360° |
| T3827 6FFD 922 | 6 | 303 | 2200 | 360° |
| T3827 6FFD 927 | 6 | 584 | 2700 | 360° |
| T3827 6FFD 930 | 6 | 605 | 3000 | 360° |
| T3827 6FFD 940 | 6 | 614 | 4000 | 360° |
| T3827 6FOD 922 | 6 | 196 | 2200 | 360° |
| T3827 6FOD 927 | 6 | 377 | 2700 | 360° |
| T3827 6FOD 930 | 6 | 392 | 3000 | 360° |
| T3827 6FOD 940 | 6 | 395 | 4000 | 360° |

*E27 - T3827, E26 - T3826 identical data

ORDER OPTIONS:

When ordering, please fill in the parameters in bracket in this order:

EXAMPLE: T3827 6FCD 922

| SHAPE | BASE | POWER | GLASS SURFACE | DIMMING | CRI | KELVIN |
|-----------|--|---------|--|----------------------------------|------------|--|
| T38 | 27 | 6 | FC | D | 9 | 22 |
| T38 (T38) | E27 220-240 VAC 50/60 Hz (27) E26 110-120 VAC 50/60 Hz (26) | 6 W (6) | Clear (FC) Frozen (FF) Opal (FO) | Dimmable (D) Non dimmable (-) | CRI 90 (9) | 2200K (22) 2700K (27) 3000K (30) 4000K (40) |