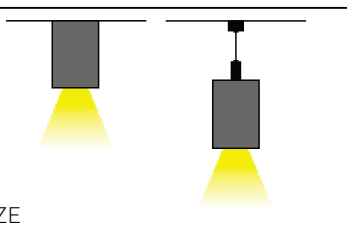


LED PENDANT INDUSTRIAL LIGHT SCUTI

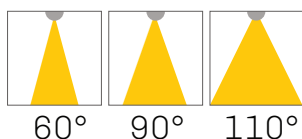


- Power 100-200W 220-240 VAC 50/60 Hz
- Luminous efficiency 130-165 lm/W
- SDCM 3 (MacAdam)
- Flicker free LED driver
- Temperature -15°C +35 °C
- Lifespan: 50 000 L80/B50 (Ta=25 °C)
- Cover IP63
- High-quality body construction of the luminaire
- Variable lengths of the lighting system
- Options for suspended, surface-mounted, or wall-mounted installation
- Accurate color rendering of light RA80+/RA90+ for all light temperatures (3000K, 4000K, or 5000K) for high-quality, true-to-life, and comfortable space lighting
- Possibility of any dimming, with potential adjustment of light output even in the standard luminaire design
- Diffuse and even light distribution
- Various or optional color finishes according to RAL
- Linear lighting system for stores, industry, sports facilities, production, and halls
- Wide range of optics for diverse applications.
- Aluminum luminaire body for better heat dissipation

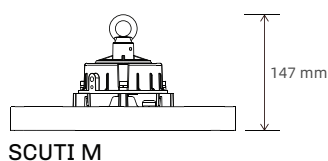
INSTALLATION



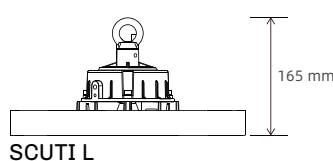
REFLECTOR



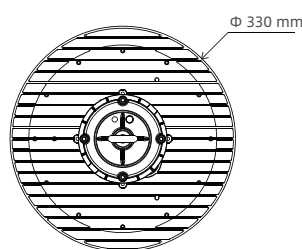
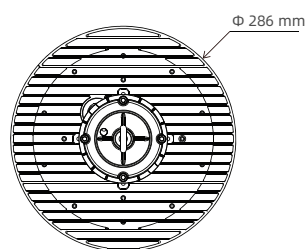
SIZE



SCUTI M



SCUTI L



ORDER OPTIONS:

When ordering, please fill in the parameters in bracket in this order:

EXAMPLE: SCUTI M10060 927BS

MODEL	POWER	ANGLE	DIMMING	CRI	KELVIN	HOUSING	INSTALLATION
SCUTI M	M100	60	-	9	27	B	S
SCUTI M (SCUTI M)	M 100W (M100)	60° (60)	NONE (-)	CRI 90(9)	2700K(27)	Matt black(B)	Pendant (P)
SCUTI L (SCUTI L)	M 120W (M120)	90° (90)	DALI (D)		3000K(30)	RAL(RALXXXX)	Surface (S)
	L 120W (L120)	110° (110)	1-10VDC (110)		4000K(40)		
	M 150W (M150)						
	L 150W (L150)						
	L 200W (L200)						