

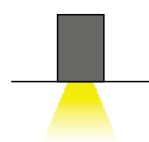
AVALON LRC L

With spot lenses suitable for never ending connections in lines or custom made linear shapes. Ideal use for hotel, restaurant, shops, offices and home lighting.

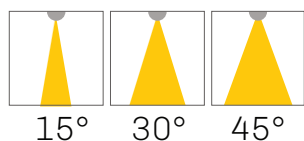
- Power 10-220W 220-240VAC 50/60Hz
- Luminous efficiency 85-100lm/W
- SDCM 3 (MacAdam)
- Flicker free LED driver
- Temperature -15°C +35°C
- Lifespan: 50 000 L80/B50 (Ta=25°C)
- Cover IP20
- Options: ON/OFF/ TRIAC/ DALI/ 1-10V/ ZIGBEE
- LED driver with high PF, low THD, small ripple and flicker free as standard option
- Different type of diffusers including prismatic diffuser UGR19 and wallwasher linear lens
- Color temperature range in standard on stock 2700K, 3000K and 4000K, or custom temperature colors from 2200K up to 6500K (on demand)
- High color rendering index over CRI90+ (STANDARD) or CRI80+/CRI95+ (on demand)
- Standard LED SMD technology
- Neverending line or custom shapes of luminaire system
- Separated high quality driver and LEDs for better heat management and optional service
- Aluminium body for better heat dissipation
- Lamp colors – Matt Black, Matt White (standard), RAL(option)
- Installation accessories - pendant or surface
- Connection accessories -
 - Linkable Connection Left (LCL)
 - Linkable Connection right (LCR)
 - Linkable connection both sides (LCB)



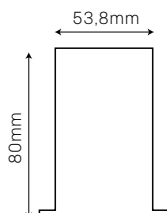
INSTALLATION



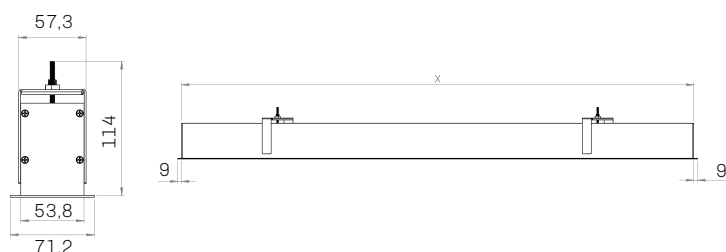
REFLECTOR



PROFILE SIZE



SIZE



MODEL	POWER(W)	LUMENS SYSTEM(lm)	LUMENS SOURCE(lm)	SIZE(LxWxH) mm
L575	20	1500*	3300*	575x53,8x80
L860	30	2250*	4950*	860x53,8x80
L1145	50	3750*	8250*	1145x53,8x80
L1430	65	4875*	10725*	1430x53,8x80
L1715	80	6750*	13200*	1715x53,8x80
L2000	100	8250*	16500*	2000x53,8x80
L2285	110	9900*	18150*	2285x53,8x80

*3000K CRI90 Ta=25°C SDCM3

ORDER OPTIONS:

When ordering, please fill in the parameters in bracket in this order:

EXAMPLE: AVALON LRCL57520 15927W

MODEL	TYPE	POWER	ANGLE	DIMMING	CRI	KELVIN	HOUSING	INSTALLATION
AVALON LRC L	575	20	15	-	9	27	W	-
AVALON LRC L	575mm (575)	20W (20)	15°(15)	ONN/OFF (-)	CRI 90(9)	2700K(27)	Matt white(W)	Recessed installation (-)
(AVALON LRC L)	860mm (860)	30W (30)	30°(30)	TRIAC (TR)	CRI 80(8)	3000K(30)	Matt black(B)	
	1145mm (1145)	45W (45)	45°(45)	DALI (DA)		4000K(40)	RAL(RALXXXX)	
	1430mm (1430)	65W (65)		0/1-10V (110)		5000K(50)		
	1715mm (1715)	80W (80)		ZIGBEE(ZG)		6500K(65)		
	2000mm (2000)	100W (100)				CCT(27-65)		
	2285mm (2285)	110W (110)				CCT(27-50)		