

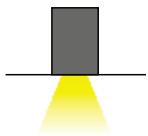
AVALON LRC MP/OP/WW

Suitable for never ending connections in lines or custom made linear shapes.
Ideal use for hotel, restaurant, shops, offices and home lighting.

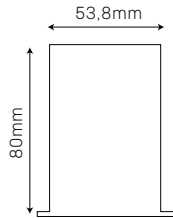


- Power 10-220W 220-240VAC 50/60Hz
- Luminous efficiency 85-100lm/W
- SDCM 3 (MacAdam)
- Flicker free LED driver
- Temperature -15°C +35°C
- Lifespan: 50 000 L80/B50 (Ta=25°C)
- Cover IP20
- Options: ON/OFF/ TRIAC/ DALI/ 1-10V/ ZIGBEE
- LED driver with high PF, low THD, small ripple and flicker free as standard option
- Different type of diffusers including prismatic diffuser UGR19 and wallwasher linear lens
- Color temperature range in standard on stock 2700K, 3000K and 4000K, or custom temperature colors from 2200K up to 6500K (on demand)
- High color rendering index over CRI90+ (STANDARD) or CRI80+/CRI95+ (on demand)
- Standard LED SMD technology
- Neverending line or custom shapes of luminaire system
- Separated high quality driver and LEDs for better heat management and optional service
- Aluminium body for better heat dissipation
- Lamp colors – Matt Black, Matt White (standard), RAL(option)
- Installation accessories - recessed

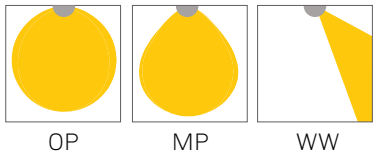
INSTALLATION



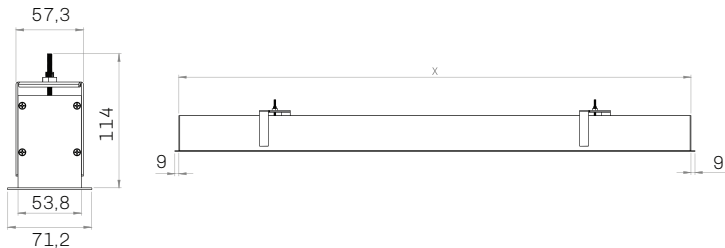
PROFILE SIZE



PHOTOMETRY



SIZE



MODEL	POWER(W)	LUMENS SYSTEM(lm)	LUMENS SOURCE(lm)	SIZE(LxWxH) mm
L600	20	1500*	3300*	600x53,8x80
L900	30	2250*	4950*	900x53,8x80
L1200	60	3750*	9900*	1200x53,8x80
L1500	80	4875*	13200*	1500x53,8x80
L1800	100	6750*	16500*	1800x53,8x80
L2400	120	8250*	19800*	2400x53,8x80

*3000K CRI90 Ta=25C° SDCM3

ORDER OPTIONS:

When ordering, please fill in the parameters in bracket in this order:

EXAMPLE: AVALON LRC60020 MP927W

MODEL	TYPE	POWER	ANGLE	DIMMING	CRI	KELVIN	HOUSING	INSTALLATION
AVALON LRC	600	20	MP	-	9	27	W	-
AVALON LRC (AVALON LRC)	600mm (600)	20W (20)	Prismatic diffuser UGR19 (MP)	ONN/OFF (-)	CRI 90 (9)	2700K (27)	Matt white (W)	Recessed installation (-)
	900mm (900)	30W (30)	Opal diffuser (OP)	TRIAC (TR)	CRI 80 (8)	3000K (30)	Matt black (B)	
	1200mm (1200)	45W (45)	Wallwasher (WW)	DALI (DA)		4000K (40)	RAL (RALXXXX)	
	1500mm (1500)	65W (65)	Blind cover (BC)	0/1-10V (110)		5000K (50)		
	1800mm (1800)	80W (80)		ZIGBEE(ZG)		6500K (65)		
	2400mm (2400)	110W (110)				CCT (27-65)		
	XXXXmm (XXXX)	XXXXW (LXXXX)				CCT (27-50)		