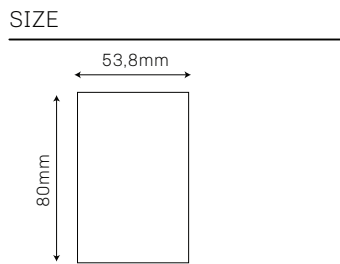
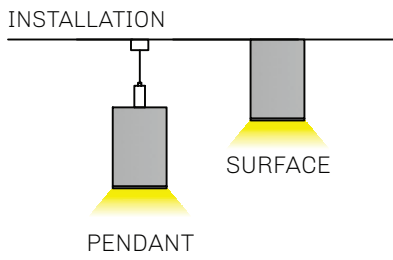



# LINEAR LIGHTING SYSTEM - L PROFILE

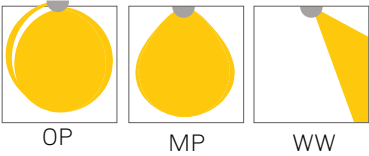
## AVALON L MP/OP/WW

Suitable for never ending connections in lines or custom made linear shapes. Ideal use for hotel, restaurant, shops, offices and home lighting.

- Power 10-220W 220-240VAC 50/60Hz
- Luminous efficiency 85-100lm/W
- SDCM 3 (MacAdam)
- Flicker free LED driver
- Temperature -15°C +35°C
- Lifespan: 50 000 L80/B50 (Ta=25°C)
- Cover IP20
- Options: ON/OFF/ TRIAC/ DALI/ 1-10V/ ZIGBEE
- LED driver with high PF, low THD, small ripple and flicker free as standard option
- Different type of diffusers including prismatic diffuser UGR19 and wallwasher linear lens
- Color temperature range in standard on stock 2700K, 3000K and 4000K, or custom temperature colors from 2200K up to 6500K (on demand)
- High color rendering index over CRI90+ (STANDARD) or CRI80+/CRI95+ (on demand)
- Standard LED SMD technology
- Neverending line or custom shapes of luminaire system
- Separated high quality driver and LEDs for better heat management and optional service
- Aluminium body for better heat dissipation
- Lamp colors – Matt Black, Matt White (standard), RAL(option)
- Installation accessories - pendant or surface
- Connection accessories -
  - Linkable Connection Left (LCL)
  - Linkable Connection right (LCR)
  - Linkable connection both sides (LCB)



### PHOTOMETRY



MODEL	POWER(W)	LUMENS SYSTEM(lm)	LUMENS SOURCE(lm)	SIZE(LxWxH) mm
L600	20	1800*	3300*	600x53,8x80
L900	30	2700*	4950*	900x53,8x80
L1200	60	5400*	9900*	1200x53,8x80
L1500	80	7200*	13200*	1500x53,8x80
L1800	100	9000*	16500*	1800x53,8x80
L2400	120	10800*	19800*	2400x53,8x80

\*3000K CRI90 Ta=25°C SDCM3

### ORDER OPTIONS:

When ordering, please fill in the parameters in bracket in this order:

### EXAMPLE: AVALON L60020 MP927WP

MODEL	TYPE	POWER	ANGLE	DIMMING	CRI	KELVIN	HOUSING	INSTALLATION
AVALON L	600	20	MP	-	9	27	W	P
AVALON L (AVALON L)	600mm (600)	20W (20)	Prismatic diffuser UGR19 (MP)	ONN/OFF (-)	CRI 90(9)	2700K(27)	Matt white(W)	Pendant (P)
	900mm (900)	30W (30)	Opal diffuser (OP)	TRIAC (TR)	CRI 80(8)	3000K(30)	Matt black(B)	Surface (S)
	1200mm (1200)	45W (45)	Wallwasher (WW)	DALI (DA)		4000K(40)	RAL(RALXXXX)	
	1500mm (1500)	65W (65)	Blind cover (BC)	0/1-10V (110)		5000K(50)		
	1800mm (1800)	80W (80)		ZIGBEE(ZG)		6500K(65)		
	2400mm (2400)	120W (120)				CCT(27-65)		
	XXXXmm (XXXX)	XXXW (LXXXX)				CCT(27-50)		