

# AVALON MRC L

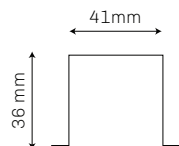
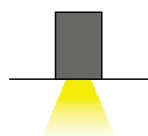
With spot lenses suitable for never ending connections in lines or custom made linear shapes. Ideal use for hotel, restaurant, shops, offices and home lighting.



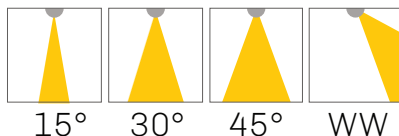
- Luminous efficiency 85-100 lm/W
- SDCM 3 (MacAdam)
- Flicker free LED driver
- Temperature -15 °C +35 °C
- Lifespan: 50 000 L80/B50 (Ta=25 °C)
- Cover IP20
- Options: ON/OFF/ TRIAC/ DALI/ 1-10V/ ZIGBEE
- LED driver with high PF, low THD, small ripple and flicker free as standard option
- Different type of diffusers including prismatic diffuser UGR19 and wallwasher linear lens
- Color temperature range in standard on stock 2700K, 3000K and 4000K, or custom temperature colors from 2200K up to 6500K (on demand)
- High color rendering index over CRI90+ (STANDARD) or CRI80+/CRI95+ (on demand)
- Standard LED SMD technology
- Neverending line or custom shapes of luminaire system
- Separated high quality driver and LEDs for better heat management and optional service
- Aluminium body for better heat dissipation
- Lamp colors – Matt Black, Matt White (standard), RAL(option)
- Installation accessories - recessed
- Connection accessories -
  - Linkable Connection Left (LCL)
  - Linkable Connection right (LCR)
  - Linkable Connection both sides (LCB)

INSTALLATION

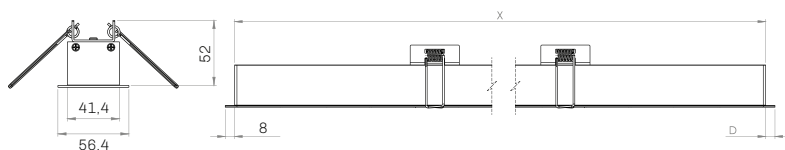
PROFILE SIZE



REFLECTOR



SIZE



MODEL	WATTS(W)	LUMENS SYSTEM(lm)	LUMENS SYSTEM(lm)	SIZE(LxWxH) mm
L605	20	1800*	3300*	605x41x36
L905	30	2700*	4950*	905x41x36
L1205	40	3600*	6600*	1205x41x36
L1505	50	4500*	8250*	1505x41x36
L1805	60	5400*	9900*	1805x41x36
L2105	70	6300*	11550*	2105x41x36
L2405	80	7200*	13200*	2405x41x36

\*3000K CRI90 Ta=25°C SDCM3

## ORDER OPTIONS:

When ordering, please fill in the parameters in bracket in this order:

### EXAMPLE: AVALON MRC L60520 15927W

MODEL	TYPE	POWER	ANGLE	DIMMING	CRI	KELVIN	HOUSING	INSTALLATION
AVALON MRC L	605	20	15	-	9	27	W	-
AVALON MRC L (AVALON MRC L)	605mm (605)	20W (20)	15° (15)	ONN/OFF (-)	CRI 90(9)	2700K(27)	Matt white(W)	Recessed installation (-)
	905mm (905)	30W (30)	30° (30)	TRIAC (TR)	CRI 80(8)	3000K(30)	Matt black(B)	
	1205mm (1205)	40W (45)	45° (45)	DALI (DA)		4000K(40)	RAL(RALXXXX)	
	1505mm (1505)	50W (65)	WALLWASHER (WW)	0/1-10V (110)		5000K(50)		
	1805mm (1805)	60W (60)		ZIGBEE(ZG)		6500K(65)		
	2105mm (2105)	80W (80)				CCT(27-65)		
	2405mm (2405)	120W (120)				CCT(27-50)		