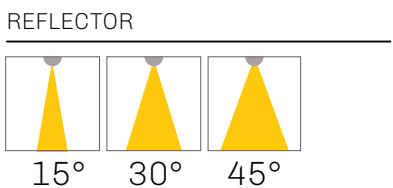
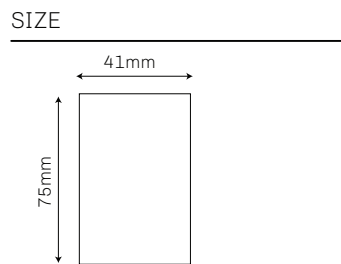
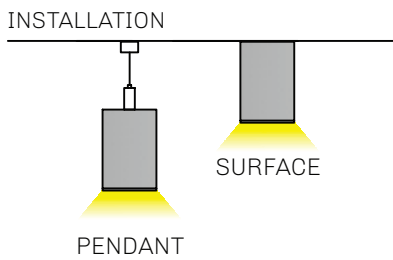



AVALON M L

With spot lenses suitable for never ending connections in lines or custom made linear shapes. Ideal use for hotel, restaurant, shops, offices and home lighting.



- Luminous efficiency 85-100 lm/W
- SDCM 3 (MacAdam)
- Flicker free LED driver
- Temperature -15 °C +35 °C
- Lifespan: 50 000 L80/B50 (Ta=25 °C)
- Cover IP20
- Options: ON/OFF/ TRIAC/ DALI/ 1-10V/ ZIGBEE
- LED driver with high PF, low THD, small ripple and flicker free as standard option
- Different type of diffusers including prismatic diffuser UGR19 and wallwasher linear lens
- Color temperature range in standard on stock 2700K, 3000K and 4000K, or custom temperature colors from 2200K up to 6500K (on demand)
- High color rendering index over CRI90+ (STANDARD) or CRI80+/CRI95+ (on demand)
- Standard LED SMD technology
- Neverending line or custom shapes of luminaire system
- Separated high quality driver and LEDs for better heat management and optional service
- Aluminium body for better heat dissipation
- Lamp colors – Matt Black, Matt White (standard), RAL(option)
- Installation accessories - pendant or surface
- Connection accessories -
 - Linkable Connection Left (LCL)
 - Linkable Connection right (LCR)
 - Linkable Connection both sides (LCB)

MODEL	WATTS(W)	LUMENS SYSTEM(lm)	LUMENS SYSTEM(lm)	SIZE(LxWxH) mm
L605	20	1800	3300	605x41x75
L905	30	2700	4950	905x41x75
L1205	40	3600	6600	1205x41x75
L1505	50	4500	8250	1505x41x75
L1805	60	5400	9900	1805x41x75
L2105	70	6300	11550	2105x41x75
L2405	90	8100	14850	2405x41x75

*3000K CRI90 Ta=25°C SDCM3

ORDER OPTIONS:

When ordering, please fill in the parameters in bracket in this order:

EXAMPLE: AVALON M L605 15 927 WP

MODEL	TYPE	POWER	ANGLE	DIMMING	CRI	KELVIN	HOUSING	INSTALLATION
AVALON M L	605	20	15	-	9	27	W	P
AVALON M L (AVALON M L)	605mm (605)	20W (20)	15° (15)	ONN/OFF (-)	CRI 90(9)	2700K(27)	Matt white(W)	Pendant installation (P)
	905mm (905)	30W (30)	30° (30)	TRIAC (TR)	CRI 80(8)	3000K(30)	Matt black(B)	Surface installation (S)
	1205mm (1205)	40W (40)	45° (45)	DALI (DA)		4000K(40)	RAL(RALXXXX)	
	1505mm (1505)	50W (50)		0/1-10V (110)		5000K(50)		
	1805mm (1805)	60W (60)		ZIGBEE(ZG)		6500K(65)		
	2105mm (2105)	70W (70)				CCT(27-65)		
	2405mm (2405)	80W (80)				CCT(27-50)		