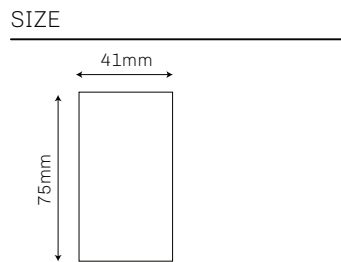
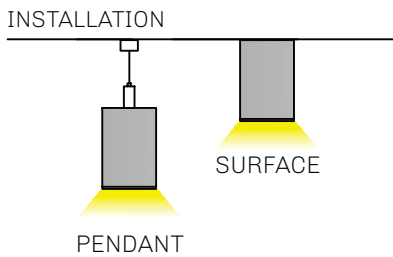



## AVALON M MP/OP/BC

Suitable for never ending connections in lines or custom made linear shapes. Ideal use for hotel, restaurant, shops, offices and home lighting.

- Power 10-220W 220-240VAC 50/60Hz
- Luminous efficiency 85-100lm/W
- SDCM 3 (MacAdam)
- Flicker free LED driver
- Temperature -15°C +35°C
- Lifespan: 50 000 L80/B50 (Ta=25°C)
- Cover IP20
- Options: ON/OFF/ TRIAC/ DALI/ 1-10V/ ZIGBEE
- LED driver with high PF, low THD, small ripple and flicker free as standard option
- Different type of diffusers including prismatic diffuser UGR19 and wallwasher linear lens
- Color temperature range in standard on stock 2700K, 3000K and 4000K, or custom temperature colors from 2200K up to 6500K (on demand)
- High color rendering index over CRI90+ (STANDARD) or CRI80+/CRI95+ (on demand)
- Standard LED SMD technology
- Neverending line or custom shapes of luminaire system
- Separated high quality driver and LEDs for better heat management and optional service
- Aluminium body for better heat dissipation
- Lamp colors – Matt Black, Matt White (standard), RAL(option)
- Installation accessories - pendant or surface
- Connection accessories -
  - Linkable Connection Left (LCL)
  - Linkable Connection right (LCR)
  - Linkable Connection both sides (LCB)



### PHOTOMETRY



MODEL	POWER(W)	LUMENS SYSTEM(lm)	LUMENS SOURCE(lm)	SIZE(LxWxH) mm
L600	20	1800*	3300*	600x41x75
L900	30	2700*	4950*	900x41x75
L1200	45	4050*	7425*	1200x41x75
L1500	65	5850*	10725*	1500x41x75
L1800	80	7200*	13200*	1800x41x75
L2400	110	9900*	18150*	2400x41x75

\*3000K CRI90 Ta=25°C SDCM3

### ORDER OPTIONS:

When ordering, please fill in the parameters in bracket in this order:

#### EXAMPLE: AVALON M 60015 MP927WP

MODEL	TYPE	POWER	ANGLE	DIMMING	CRI	KELVIN	HOUSING	INSTALLATION
AVALON M	600	15	MP	-	9	27	W	P
AVALON M (AVALON M)	600mm (600)	15W (15)	Prismatic diffuser UGR19 (MP)	ONN/OFF (-)	CRI 90(9)	2700K(27)	Matt white(W)	Pendant installation (P)
	900mm (900)	25W (25)	Opal diffuser (OP)	TRIAC (TR)	CRI 80(8)	3000K(30)	Matt black(B)	Surface installation (S)
	1200mm (1200)	35W (35)	Blind cover (BC)	DALI (DA)		4000K(40)	RAL(RALXXXX)	
	1500mm (1500)	50W (50)		0/1-10V (110)		5000K(50)		
	1800mm (1800)	65W (65)		ZIGBEE(ZG)		6500K(65)		
	2400mm (2400)	80W (80)				CCT(27-65)		
	XXXXmm (XXXX)	XXXW (LXXXX)				CCT(27-50)		