
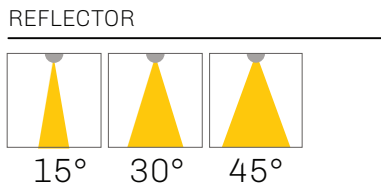
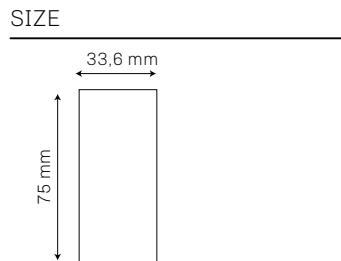
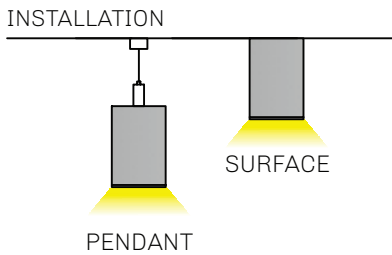


LINEAR LIGHTING SYSTEM - S PROFILE AVALON S L

With spot lenses suitable for never ending connections in lines or custom made linear shapes. Ideal use for hotel, restaurant, shops, offices and home lighting.



- Power 10-220W 220-240VAC 50/60Hz
- Luminous efficiency 85-100lm/W
- SDCM 3 (MacAdam)
- Flicker free LED driver
- Temperature -15°C +35°C
- Lifespan: 50 000 L80/B50 (Ta=25°C)
- Cover IP20
- Options: ON/OFF/ TRIAC/ DALI/ 1-10V/ ZIGBEE
- LED driver with high PF, low THD, small ripple and flicker free as standard option
- Different type of diffusers including prismatic diffuser UGR19 and wallwasher linear lens
- Color temperature range in standard on stock 2700K, 3000K and 4000K, or custom temperature colors from 2200K up to 6500K (on demand)
- High color rendering index over CRI90+ (STANDARD) or CRI80+/CRI95+ (on demand)
- Standard LED SMD technology
- Neverending line or custom shapes of luminaire system
- Separated high quality driver and LEDs for better heat management and optional service
- Aluminium body for better heat dissipation
- Lamp colors – Matt Black, Matt White (standard), RAL(option)
- Installation accessories - pendant or surface
- Connection accessories -
 - Linkable Connection Left (LCL)
 - Linkable Connection right (LCR)
 - Linkable connection both sides (LCB)



MODEL	POWER(W)	LUMENS SYSTEM(lm)	LUMENS SOURCE(lm)	SIZE(LxWxH) mm
L536	15	1350*	2775*	500x33,6x75
L802	23	2070*	4255*	802x33,6x75
L1068	30	2700*	5500*	1068x33,6x75
L1333	40	3600*	7400*	1333x33,6x75
L1599	50	4500*	9250*	1599x33,6x75
L1864	60	5400*	11100*	1864x33,6x75
L2130	70	6300*	12950*	2130x33,6x75
L2395	80	7200*	14800*	2395x33,6x75

*3000K CRI90 Ta=25°C SDCM3

ORDER OPTIONS:

When ordering, please fill in the parameters in bracket in this order:

EXAMPLE: AVALON S L53615 15927WP

MODEL	TYPE	POWER	ANGLE	DIMMING	CRI	KELVIN	HOUSING	INSTALLATION
AVALON S L	536	15	15° (15)	-	9	27	W	P
AVALON S L (AVALON S L)	536mm (536)	15W (15)	30° (30)	ONN/OFF (-)	CRI 90(9)	2700K(27)	Matt white(W)	Pendant (P)
	802mm (802)	23W (23)	45° (45)	TRIAC (TR)	CRI 80(8)	3000K(30)	Matt black(B)	Surface (S)
	1068mm (1068)	30W (30)	Wallwasher (WW)	DALI (DA)		4000K(40)	RAL(RALXXX)	
	1333mm (1333)	40W (40)		0/1-10V (110)		5000K(50)		
	1599mm (1599)	50W (50)		ZIGBEE(ZG)		6500K(65)		
	1864mm (1864)	60W (60)				CCT(27-65)		
	2130mm (2130)	80W (80)				CCT(27-50)		
	2395mm (2395)							