


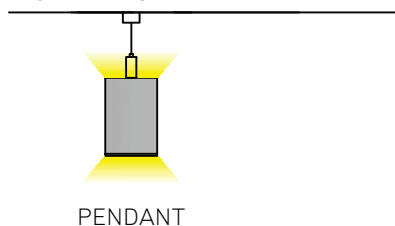
## AVALON XSIN MP/OP/BC

With louver suitable for never ending connections in lines or custom made linear shapes. Ideal use for hotel, restaurant, shops, offices and home lighting.

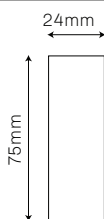


- Power 10-220W 220-240VAC 50/60Hz
- Luminous efficiency 85-100lm/W
- SDCM 3 (MacAdam)
- Flicker free LED driver
- Temperature -15°C +35°C
- Lifespan: 50 000 L80/B50 (Ta=25°C)
- Cover IP20
- Options: ON/OFF/ TRIAC/ DALI/ 1-10V/ ZIGBEE
- LED driver with high PF, low THD, small ripple and flicker free as standard option
- Different type of diffusers including prismatic diffuser UGR19 and wallwasher linear lens
- Color temperature range in standard on stock 2700K, 3000K and 4000K, or custom temperature colors from 2200K up to 6500K (on demand)
- High color rendering index over CRI90+ (STANDARD) or CRI80+/CRI95+ (on demand)
- Standard LED SMD technology
- Neverending line or custom shapes of luminaire system
- Separated high quality driver and LEDs for better heat management and optional service
- Aluminium body for better heat dissipation
- Lamp colors – Matt Black, Matt White (standard), RAL(option)
- Installation accessories - pendant or surface
- Connection accessories -
  - Linkable Connection Left (LCL)
  - Linkable Connection right (LCR)
  - Linkable Connection both sides (LCB)

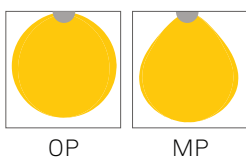
### INSTALLATION



### SIZE



### PHOTOMETRY



MODEL	POWER(W)	LUMENS SYSTEM(lm)	LUMENS SOURCE(lm)	SIZE(LxWxH) mm
600	20	1800*	3300*	600x24x75
900	35	3150*	5775*	900x24x75
1200	50	4500*	8250*	1200x24x75
1500	70	6300*	11550*	1500x24x75
1800	90	8100*	14850*	1800x24x75
2400	110	9900*	18150*	2400x24x75

\*3000K CRI90 Ta=25C° SDCM3

## ORDER OPTIONS:

When ordering, please fill in the parameters in bracket in this order:

### EXAMPLE: AVALON XSIN 600MP927WP

MODEL	TYPE	POWER	ANGLE	DIMMING	CRI	KELVIN	HOUSING	INSTALLATION
AVALON XSIN	600	20	MP	-	9	27	W	P
AVALON XSIN (AVALON XSIN)	600mm (600)	15W+5W (20)	Prismatic diffuser UGR19 (MP)	ONN/OFF (-)	CRI 90(9)	2700K(27)	Matt white(W)	Pendant installation (P)
	900mm (900)	25W+10W (35)		TRIAC (TR)	CRI 80(8)	3000K(30)	Matt black(B)	
	1200mm (1200)	35W+15W (50)	Opal diffuser (OP)	DALI (DA)		4000K(40)	RAL(RALXXXX)	
	1500mm (1500)	50W+20W (70)	Blind cover (BC)	0/1-10V (110)		5000K(50)		
	1800mm (1800)	65W+25W (90)		ZIGBEE(ZG)		6500K(65)		
	2400mm (2400)	80W+30W (110)				CCT(27-65)		
						CCT(27-50)		